



### District Report Card: 2017


<b>State:</b> Bihar	<b>District:</b> Bhojpur
<b>Class:</b> 8	<b>Subject:</b> Mathematics
<b>Schools:</b> 51	<b>Students:</b> 1107


### Participation/Coverage


#### Students

<div>GENDER</div> <div></div>	Boys		Girls	
	Number	%	Number	%
	483	43.63	624	56.37

<div>AREA</div> <div></div>	Rural		Urban	
	Number	%	Number	%
	994	89.79	113	10.21

<div>CATEGORY</div> <div></div>	SC		ST		OBC		GEN	
	Number	%	Number	%	Number	%	Number	%
	178	16.08	5	0.45	747	67.48	177	15.99

<div>CWSN</div> <div></div>	LD	VI	HI	S&LD	ID	Oth
	3	2	0	1	1	2

<div>Management</div> <div></div>	Government		Government-aided	
	Number	%	Number	%
	1079	97.47	28	2.53

### Average Performance of Students in Mathematics (%)

Overall	Gender		Area		Management		Social Group			
	Male	Female	Rural	Urban	Govt.	Aided	SC	ST	OBC	GEN
<b>38.08</b>	<b>38.50</b>	<b>37.77</b>	<b>38.31</b>	<b>36.11</b>	<b>37.99</b>	<b>41.67</b>	<b>36.97</b>	<b>46.67</b>	<b>38.73</b>	<b>36.23</b>

## Performance on Learning Outcomes (LOs)

Learning Outcomes	Description	Average Performance(%)
M601	Solves problems involving large numbers by applying appropriate operations	32.36
M606	Solves problems on daily life situations involving addition and subtraction of fractions / decimals	50.82
M620	Finds out the perimeter and area of rectangular objects in the surroundings like floor of the class room, surfaces of a chalk box etc.	38.81
M621	Arranges given/collected information in the form of table, pictograph and bar graph and interprets them	27.42
M702	Interprets the division and multiplication of fractions	39.48
M705	Solves problems related to daily life situations involving rational numbers	40.29
M706	Uses exponential form of numbers to simplify problems involving multiplication and division of large numbers	26.96
M707	Adds/subtracts algebraic expressions	56.46
M710	Solves problems related to conversion of percentage to fraction and decimal and vice versa	26.61
M717	Finds out approximate area of closed shapes by using unit square grid/graph sheet	34.00
M719	Finds various representative values for simple data from her/his daily life contexts like mean, median and mode	45.95
M721	Interprets data using bar graph	44.29
M801	Generalizes properties of addition, subtraction, multiplication and division of rational numbers through patterns	23.39
M802	Finds rational numbers between two given rational numbers	39.29
M803	Proves divisibility rules of 2, 3, 4, 5, 6, 9 and 11	47.71
M804	Finds squares, cubes, square roots and cube roots of numbers using different methods	43.75
M808	Uses various algebraic identities in solving problems of daily life	35.18
M812	Verifies properties of parallelogram and establishes the relationship between them through reasoning	27.21
M818	Finds surface area and volume of cuboidal and cylindrical object	22.86
M819	Draws and interprets bar charts and pie charts	40.02

Range of Performance of Students who Answered Correctly							
Below 30%		30% - 50%		50% - 75%		Above 75%	
Number	%	Number	%	Number	%	Number	%
442	39.93	348	31.44	278	25.11	39	3.52

## Lowest Performing Learning Outcomes (LOs)

- 1 - Finds surface area and volume of cuboidal and cylindrical object (22.86)
- 2 - Generalizes properties of addition, subtraction, multiplication and division of rational numbers through patterns (23.39)
- 3 - Solves problems related to conversion of percentage to fraction and decimal and vice versa (26.61)

- 4 - Uses exponential form of numbers to simplify problems involving multiplication and division of large numbers (26.96)
- 5 - Verifies properties of parallelogram and establishes the relationship between them through reasoning (27.21)